

LM JumpStart™

LM JumpStart™ is designed to help new clients deploy LogicMonitor as quickly and effectively as possible. Throughout a process of guided implementation, you'll work closely with our team of experts to architect a solution that is uniquely tailored to your business processes and and strategic goals.

Benefits

Rapid ROI

You came to us in search of a monitoring solution. Implementation guided by a team of experienced LM Solution Engineers creates faster time to value for your investment.

Knowledge transfer

Our experts act as an extension of your organization. They know LM better than anybody and will work directly with your team throughout the process.

Organization-wide adoption

The comprehensive training component creates experts inside your organization to sustain the future success of your monitoring platform.

Long-term success

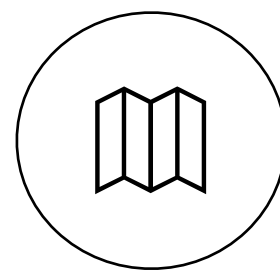
Getting deployed according to best practices means your monitoring platform will be built on a solid foundation ready to evolve with your business.

LM JumpStart™ includes five phases:



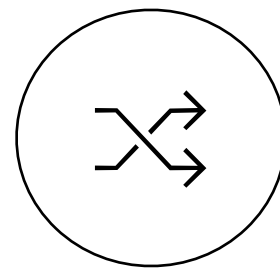
DISCOVERY

An LM expert works to understand your technical infrastructure, business goals, and desired outcomes




DESIGN

Your objectives and business processes are used to create the specs of a fully customized implementation plan



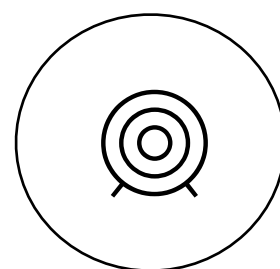
IMPLEMENTATION

LM's team works closely with you to execute deployment of the platform into your environment



TRAINING

Advanced administrator and end-user training for your team



90-DAY HEALTH CHECK

Up and running, your account is tested against more than 50 best-practices and final adjustments are made

You know your business. We know LogicMonitor.

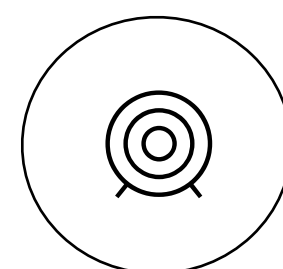

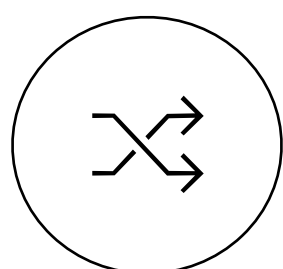

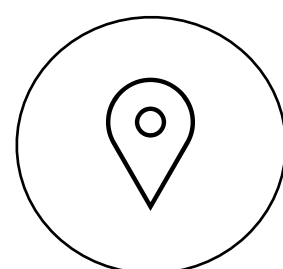
LogicMonitor

www.logicmonitor.com

LM JumpStart™

Implementation Schedule

Phase	Components	Time Allocation
Discovery	<ul style="list-style-type: none"> • Identify key resources • Analysis of technical infrastructure and business processes • Identify goals and project timeline • Prepare LogicMonitor and environment 	N/A
Design	<ul style="list-style-type: none"> • Collector topology design • Device group design • Device discovery/ import from incumbent tool • Role-based access control design • Define dashboard and reporting requirements • Define alerting requirements • Define requirements for integrations and alert delivery 	30%
Implementation	<ul style="list-style-type: none"> • Guidance/ consultation on collector deployment • Build device groups • Import devices in one or more phases • Verify data collection across all devices • Threshold tuning • Define roles and enable SSO • Configure and test alert delivery • Build dashboards and reports 	40%
Training	<ul style="list-style-type: none"> • Advanced administrator training • End-user training co-lead by administrators and an LM Solutions Engineer 	20%
90-day Health Check	<ul style="list-style-type: none"> • LM assessment used to determine platform optimization • Review of strategic goals • Identify additional training and services that may be uniquely helpful 	10%



You know your business. We know LogicMonitor.